



2011 Mitsubishi OUTLANDER 4WD ROADTEST 24G 7



Purchase Price **\$16,995**
Includes GST, Registration & Licensing

Indicative repayments
\$87.64 per week*
Based on a 60 month term & no deposit.
Total repayments (260) = **\$22,785.25**



Gain peace of mind with Mechanical Breakdown Insurance. **Ask us how.**



Top features

- » 4WD
- » ABS Braking
- » AFS
- » Air Conditioning
- » Airbags
- » Bluetooth
- » Bodykit(ROAR)
- » CD Player
- » Chain Driven(No Cambel...)
- » Child seat anchor poin...
- » Electric Mirrors (Retr...
- » Electric Windows
- » English Stereo Convers...
- » Immobiliser
- » Keyless Entry
- » Paddle Shift
- » Power Steering
- » Professionally Groomed

Body Style
5 door, SUV / 4x4

Odometer
63,330 km

Engine
2400 cc


Fuel Type
Petrol

Transmission
Automatic (Tiptronic), 4WD

Wheels
18", Factory Alloys

VIN
7AT0CJ3MX24201726

Interior
Black

Safety

Based on 2023 UCSR rating for 06-12 models

Reg No.
-

Ext Colour
Black

History
-

Seats
7 seats, Half Leather

CO2 Emissions
★ ★ ★ ☆ ☆ ☆
227 grams/km


Energy Economy
★ ☆ ☆ ☆ ☆ ☆
Annual fuel cost of \$3,800
9.7L per 100km

Cost per year is an estimate based on petrol price of \$2.80 per litre and an average distance of 14000 km. Emissions and Energy Economy figures standardised to 3P WLTP.

Stock ID: 2404



Dave Panton Car Sales | Phone 06 650 5461 | Email sales@davepantoncars.co.nz
355 Gloucester Street, Taradale, Napier 4112, New Zealand
www.davepantoncars.co.nz



* Dave Panton Car Sales is not a lender nor a financial adviser. Any amounts displayed should not be seen as an offer of finance or taken as financial advice. The interest rate, fees and loan term used in this calculation may not actually represent those available from lenders. Actual interest rates, fees and loan terms will vary per lender and are typically based on an assessment of your credit risk and responsible lending criteria. Any repayment amounts displayed are indicative only and have been calculated using several other indicative inputs. The interest rate used in this calculation is an arbitrary 10.95%, however exact interest rates vary per lender. The term of the loan used in this calculation is 60 months. Exact terms available vary per lender although options typically include 6, 12, 18, 24, 36, 48 and 60 months. This calculation also includes two typical mandatory fees charged by lenders. These are an account admin fee of \$2.00 per month (other payment frequencies may be available) and a one-off establishment fee of \$399.00. Typically, this fee can be paid upfront or, as in this calculation, be capitalised over the contract term, ie. included in the loan amount. These fees can vary per lender and other non-mandatory fees and charges may also apply. The total amount of repayments has been calculated by multiplying 260 weekly repayments (based on a 60 month term) by the weekly repayment amount of \$87.64 which equals \$22,785.25. This calculator does not consider any of your own personal circumstances and we strongly suggest you seek budgeting advice prior to committing to any loan contract. Responsible lending criteria and lender terms and conditions will likely apply to any finalised loan contract. Proof of security and/or vehicle insurance may also be required before proceeding.